



It is impossible to compile a catalogue which details every type of sign known to mankind. If you can't find the sign you want - just ask us and we may have it, or we can make it for you.



W5-73
900 x 1200



R2R (900 x 1200)
R2R-AUX (900 x 300)
Kentish Council



RSTF



FFUND-AUX



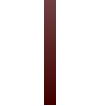
SUBMARINE PIPELINE



SUBMARINE CABLE

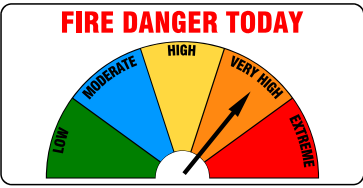


SUBPIPE



SUBCAB

Available as a complete assembly - installation also available



FCLOCK



FIRE CLOCK & HINGED AUXILIARY SIGN
(2400 x 1200 & 2400 x 300mm)



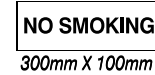
VSUR/YB
600 x 600



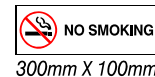
VSUR/CAM
450 x 600



NOT/APO
600 X 450



NS1



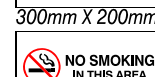
NS2



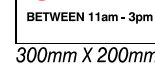
NS3



NS4



NS5



NS5

AVAILABLE AS STICKERS, ON COLOURBOND OR ALUMINIUM



NDGS



NDGS10M



DGSLD



DGSEX



DGSEXT

ALL 450 X 600mm - AVAILABLE ON COLOURBOND OR ALUMINIUM FOR POLE MOUNTING

BEACH HAZARD SIGN SERIES - Various sizes, commonly used in conjunction with other signage



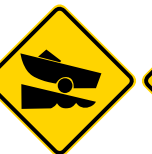
BHAZ/SW
Shallow Water



BHAZ/SR
Slippery Rocks



BHAZ/SO
Submerged Object



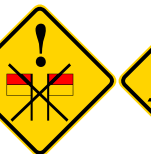
BHAZ/BR
Boat Ramp



BHAZ/DO
Drop Off



BHAZ/SC
Strong Currents



BHAZ/UA
Unpatrolled Area



BHAZ/FS
Falling Stones



BHAZ/STC
Steep Cliffs



PRIVATE
PROPERTY



PRIVATE
PROPERTY
TRESPASSERS WILL
BE PROSECUTED



TRESPASSERS
WILL BE
PROSECUTED



Please.....
SHUT
THE GATE



SCHOOL DAYS



Neighbourhood
watch area

ALL 450 X 300mm - AVAILABLE ON COLOURBOND. OTHER SIZES AVAILABLE UPON REQUEST

W6-3
FLUORO YELLOW/GREEN
W8-D AUX PLATE
(A, B or C size)

NWATCH
300 x 450
450 x 600

263 Kennedy Drive, Cambridge

Ph. 03 6248 5544

Fx. 03 6248 4954

Website: eyespysigns.com.au

e-mail: sales@eyespysigns.com.au

FREECALL
1800 004 779

we accept



TASMANIAN



"Create a Job"
BUY TASMANIAN